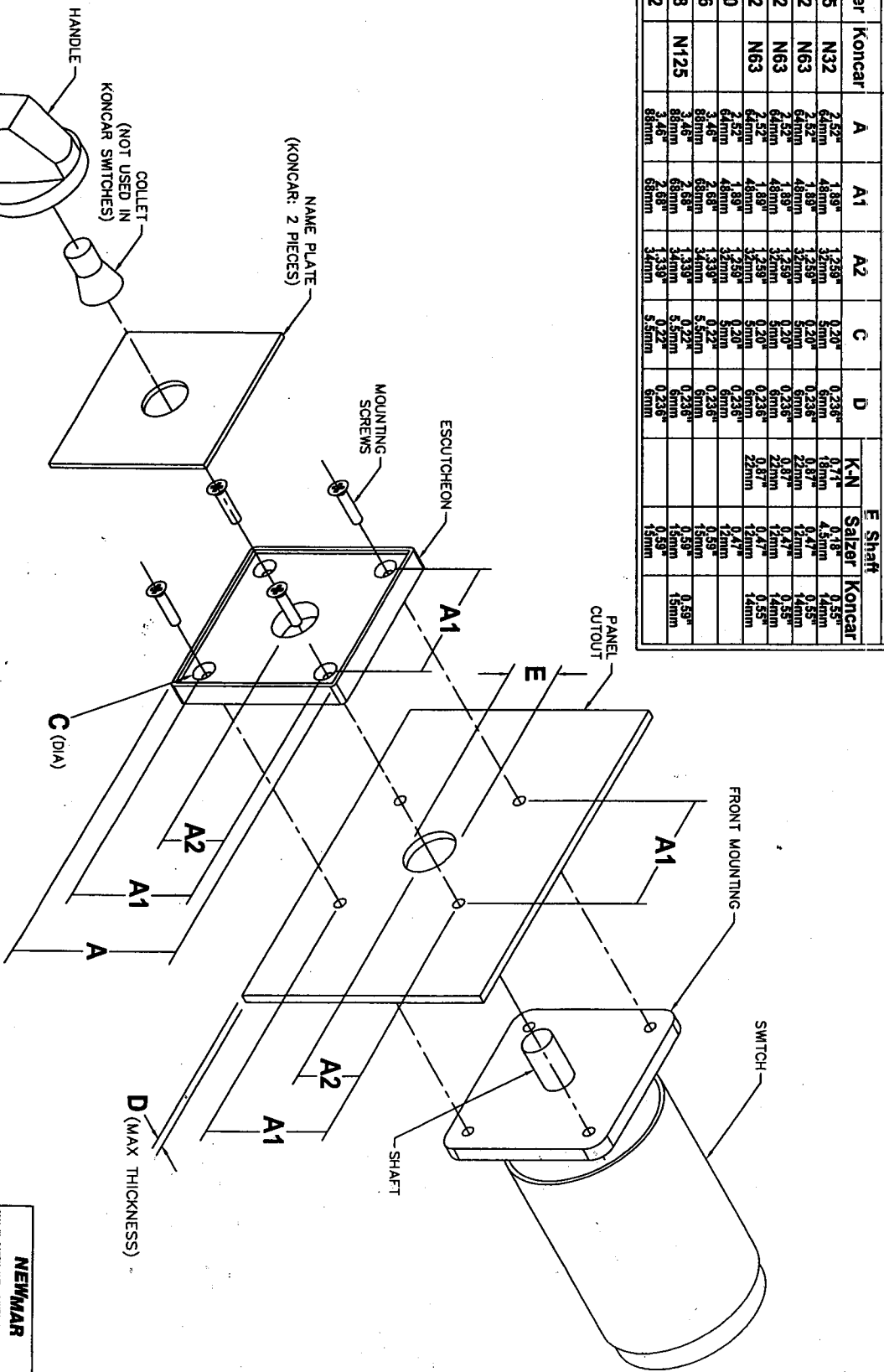


AC SOURCE SELECTOR SWITCHES

Model	Rating	MANUFACT'S MODEL			MOUNTING DIMENSIONS							
		K-N	Salzer	Koncar	A	A1	A2	C	D	E Shaft		
SS 3.0	30 AMP	CA20	S225	N32	2.52" 64mm	1.89" 48mm	1.239" 31.5mm	0.20" 5.08mm	0.238" 6mm	0.71" 18mm	Salzer	Koncar
SS 7.5	63 AMP	CA32	S432	N63	2.52" 64mm	1.89" 48mm	1.239" 31.5mm	0.20" 5.08mm	0.238" 6mm	0.87" 22mm	19mm	14mm
SST 5 INV	63 AMP	CA32	S432	N63	2.52" 64mm	1.89" 48mm	1.239" 31.5mm	0.20" 5.08mm	0.238" 6mm	0.87" 22mm	19mm	14mm
SS15	126 AMP	CA32	S432	N63	2.52" 64mm	1.89" 48mm	1.239" 31.5mm	0.20" 5.08mm	0.238" 6mm	0.87" 22mm	19mm	14mm
Special	80 AMP		S440		2.52" 64mm	1.89" 48mm	1.239" 31.5mm	0.20" 5.08mm	0.238" 6mm	0.47" 12mm	19mm	14mm
Special	100 AMP		S606		2.52" 64mm	1.89" 48mm	1.239" 31.5mm	0.22" 5.59mm	0.238" 6mm	0.59" 15mm	19mm	14mm
Special	125 AMP		S608		2.52" 64mm	1.89" 48mm	1.239" 31.5mm	0.22" 5.59mm	0.238" 6mm	0.59" 15mm	19mm	14mm
Special	200 AMP		S612		2.52" 64mm	1.89" 48mm	1.239" 31.5mm	0.22" 5.59mm	0.238" 6mm	0.59" 15mm	19mm	14mm



REVISIONS			
REV	DESCRIPTION	DATE	APPROVED
NC	INITIAL RELEASE	01-24-08	

NEWMAR
 2811 N. GARRY AVE. SANTA ANA, CA 92704
 TEL. 714-751-0488 FAX 714-957-1821

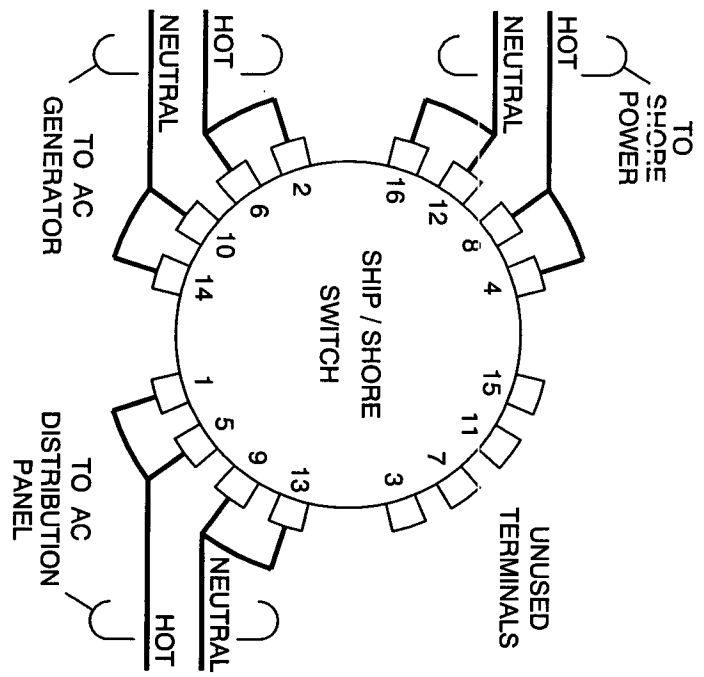
APPROVAL DATE: _____
 DRAWING NO.: 14633-01 NC
 SCALE: 3/4" = 1"

MOUNTING DIAGRAM,
 SOURCE SELECTOR SWITCHES.

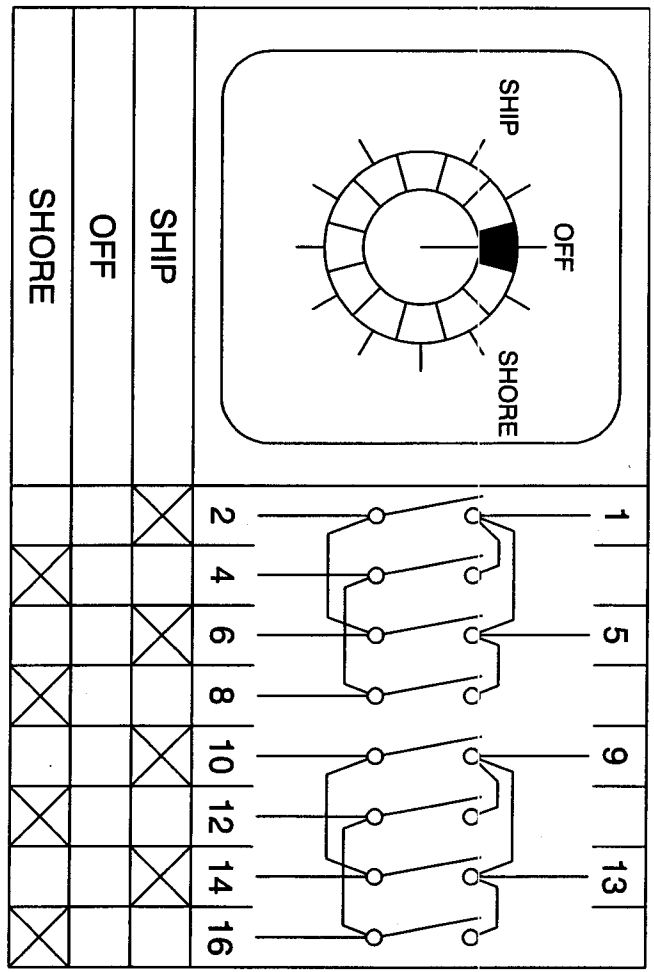
SHEET 1 OF 1
 January 24 06y 3:17pm ELECTRONIC MEDIA: MD72006: 14633-01X_30.DWG/LAYOUT 1

THIS DOCUMENT AND THE INFORMATION CONTAINED THEREIN IS PROPRIETARY TO NEWMAR CORPORATION AND SHALL NOT BE USED OR DISCLOSED TO OTHERS, IN WHOLE OR IN PART, WITHOUT THE WRITTEN AUTHORIZATION OF NEWMAR CORPORATION.

REVISIONS		
REV	DESCRIPTION	DATE
NC	INITIAL RELEASE	10-18-04
		APPROVED



WIRING DIAGRAM



CONTACT CONFIGURATION

SINGLE PHASE WIRING; TWO POLE SCHEME

15 KW SHIP / SHORE SELECTOR SWITCH

MODEL SS-15

115 V AC OR 230 V AC UP TO 15 KW

CARRY : 126 AMPS

SWITCH: 63 AMPS

6 EA "FORK STYLE WITH 8mm STUD" JUMPERS INSTALLED

APPROVALS	DATE
DR. J. JOHNSON	10-18-2004
DR. K.	

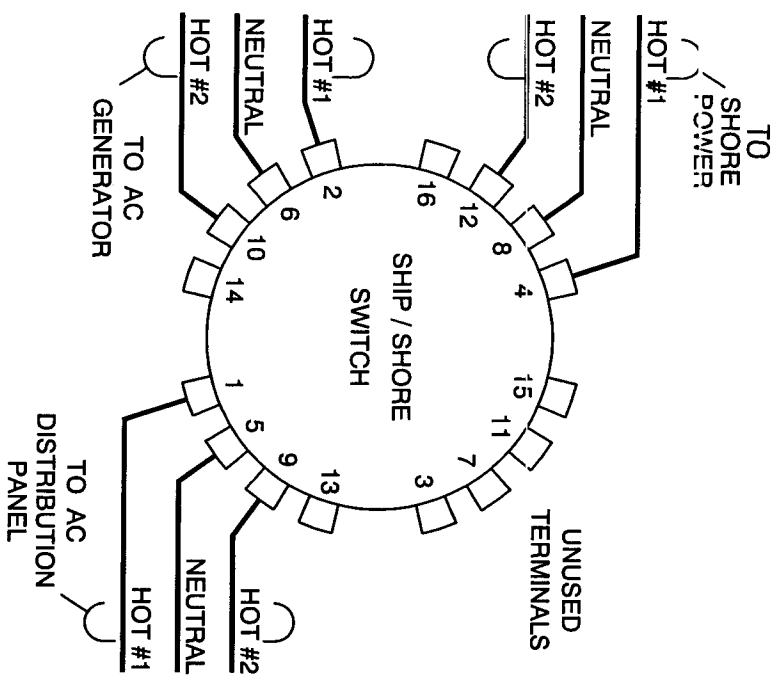
NEWMAR
 2811 W. GARRY AVE. SANTA ANA, CA. 92704
 TEL 714-751-0488 FAX 714-957-1821

WIRING PICTORIAL
 SHIP / SHORE SWITCH,
 MODEL SS-15

SCALE	SIZE	DRAWING NO.	REV.
NONE	A	14532-01	NC

SHEET 1 OF 4

THIS DOCUMENT AND THE INFORMATION CONTAINED THEREIN IS PROPRIETARY TO NEWMAR CORPORATION AND SHALL NOT BE USED OR DISCLOSED TO OTHERS, IN WHOLE OR IN PART, WITHOUT THE WRITTEN AUTHORIZATION OF NEWMAR CORPORATION.



WIRING DIAGRAM

TWO PHASE WIRING; 3 POLE SCHEME

15 KW SHIP / SHORE SELECTOR SWITCH

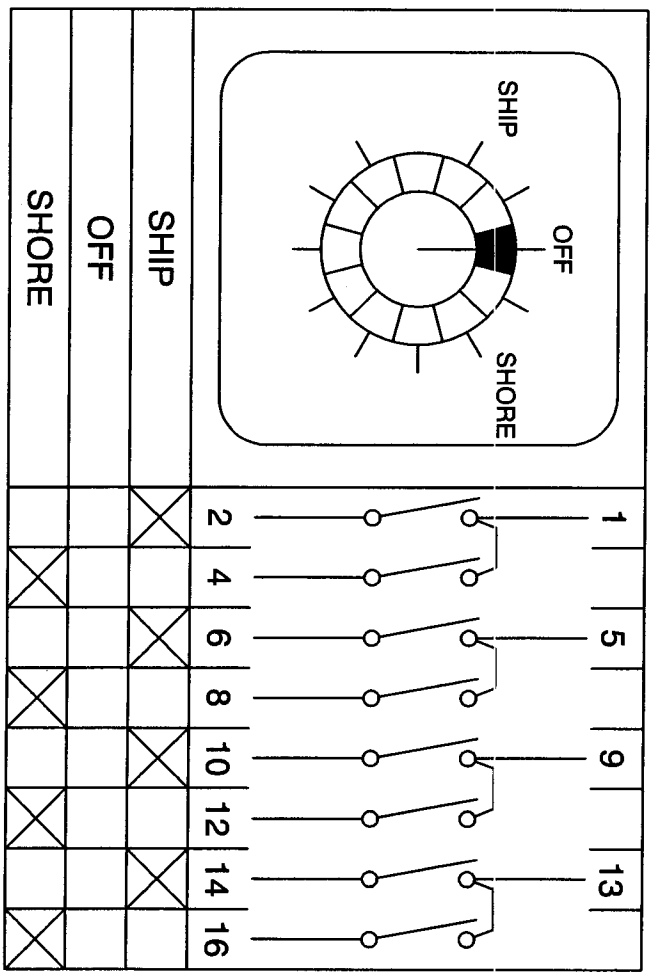
MODEL SS-15

115 V AC OR 230 V AC UP TO 15 KW

CARRY : 63 AMPS

SWITCH: 63 AMPS

REMOVE 6 EA "FORK STYLE WITH 8mm STUD" JUMPERS
TO CONVERT FROM 2 POLES TO 3 POLES



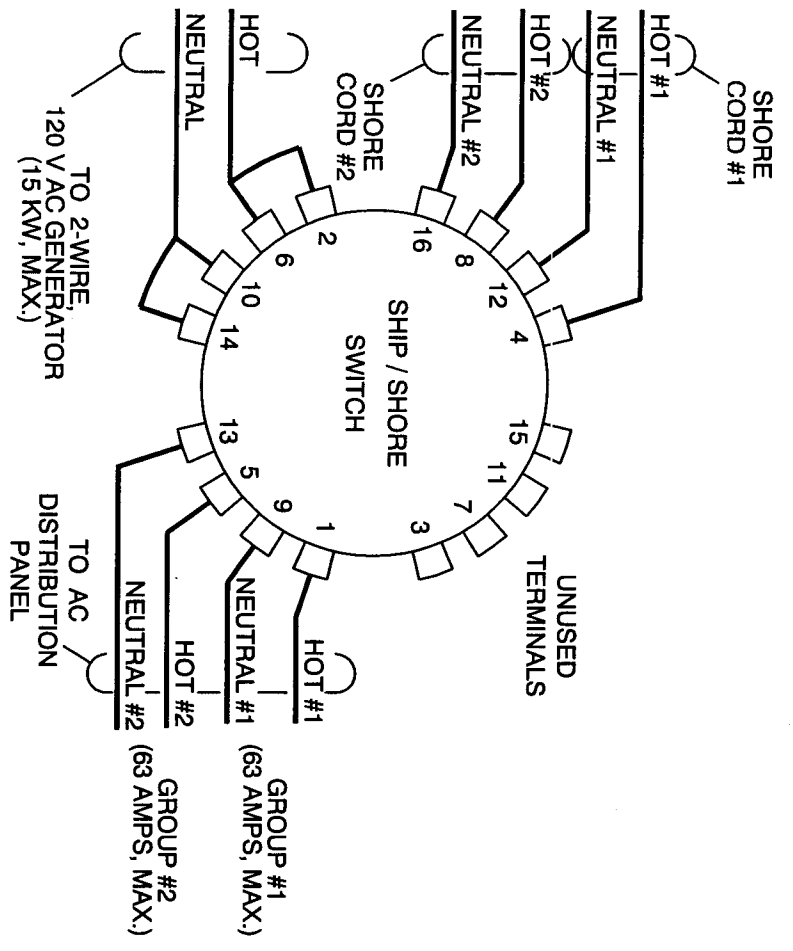
CONTACT CONFIGURATION

NEWMAR

WIRING PICTORIAL
SHIP / SHORE SWITCH,
MODEL SS-15

SCALE	SIZE	DRAWING NO.	REV.
NONE	A	14532-01NC	

THIS DOCUMENT AND THE INFORMATION CONTAINED THEREIN IS PROPRIETARY TO NEWMAR CORPORATION AND SHALL NOT BE USED OR DISCLOSED TO OTHERS, IN WHOLE OR IN PART, WITHOUT THE WRITTEN AUTHORIZATION OF NEWMAR CORPORATION.



**WIRING DIAGRAM,
2-WIRE, 120 VAC GENERATOR**

DUAL SHORE CORD WIRING: 2-POSITION PLUS "OFF" SWITCH: 4-POLE SCHEME

15 KW SHIP / SHORE SELECTOR SWITCH
MODEL SS-15

115 VAC (50 AMPS MAX EACH CORD)
SINGLE 2-WIRE GENERATOR (15 KW, MAX)
TWO 115 VAC LOAD GROUPS

REMOVE 4 EA "FORK STYLE WITH 8mm STUD" JUMPERS
TO CONVERT FROM 2 POLES TO 4 POLES

		1	5	9	13
SHIP	X	X	X	X	X
OFF					
SHORE	X	X	X	X	X

CONTACT CONFIGURATION

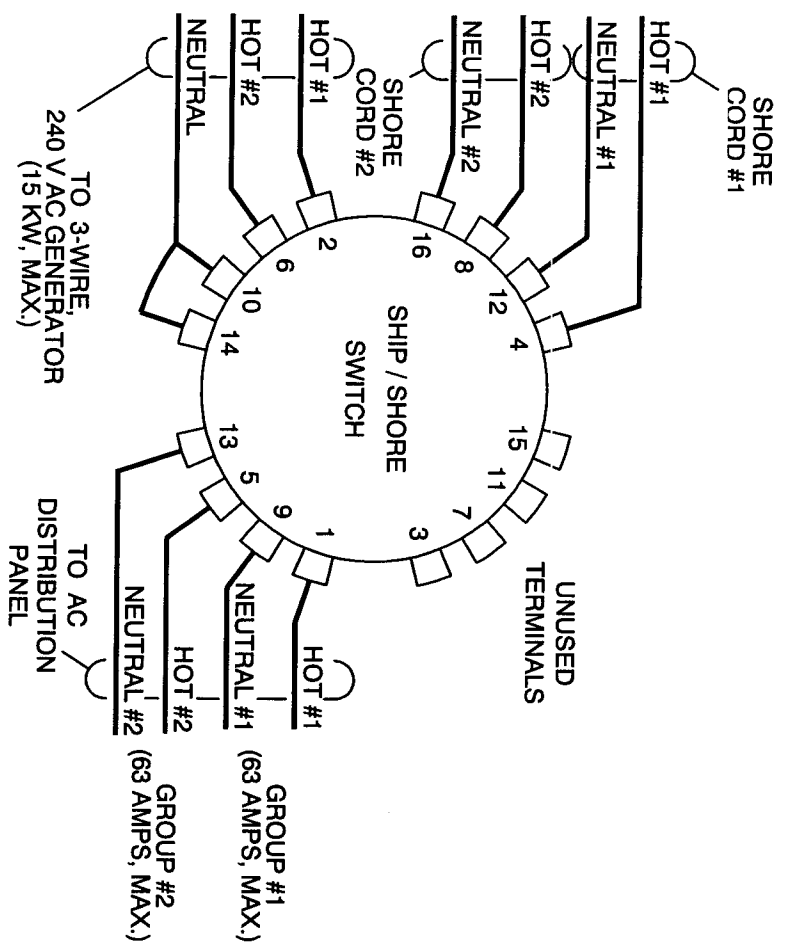
NEWMAR

WIRING PICTORIAL
SHIP / SHORE SWITCH,
MODEL SS-15

SCALE	SIZE	DRAWING NO.	REV.
NONE	A	14532-01 NC	

SHEET 3 OF 4

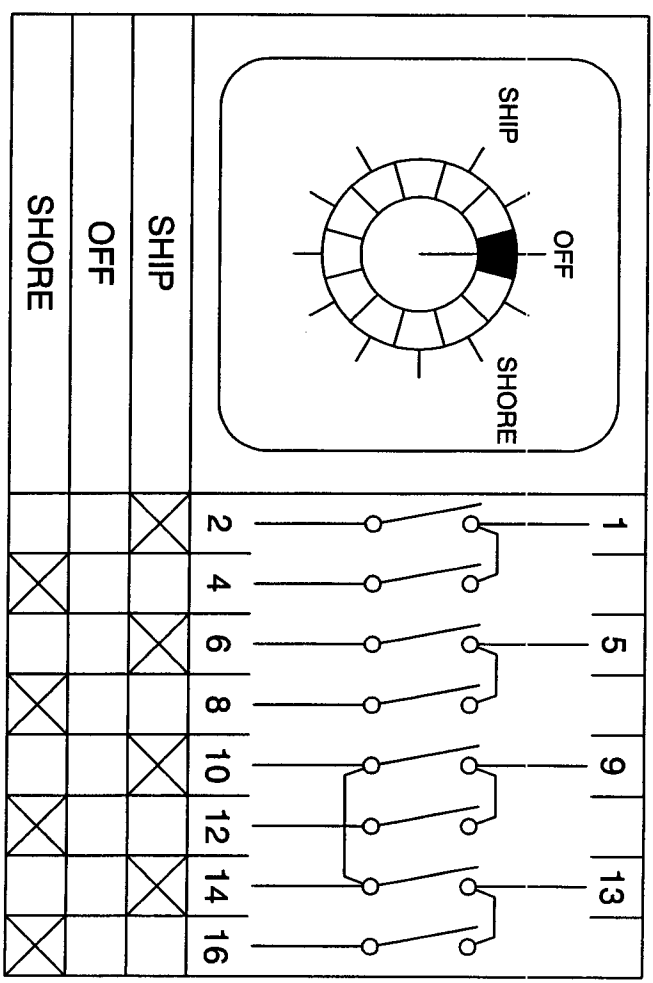
THIS DOCUMENT AND THE INFORMATION CONTAINED THEREIN IS PROPRIETARY TO NEWMAR CORPORATION AND SHALL NOT BE USED OR DISCLOSED TO OTHERS, IN WHOLE OR IN PART, WITHOUT THE WRITTEN AUTHORIZATION OF NEWMAR CORPORATION.



**WIRING DIAGRAM,
3-WIRE, 240 VAC GENERATOR**

DUAL SHORE CORD WIRING; 2-POSITION PLUS "OFF" SWITCH; 4-POLE SCHEME

- 15 KW SHIP / SHORE SELECTOR SWITCH
- MODEL SS-15
- 115 VAC (50 AMPS MAX EACH CORD)
- SINGLE 3-WIRE GENERATOR (15 KW, MAX)
- TWO 115 VAC LOAD GROUPS
- REMOVE 5 EA "FORK STYLE WITH 8mm STUD" JUMPERS
- FOR USE WITH 3-WIRE GENERATOR



CONTACT CONFIGURATION

NEWMAR

WIRING PICTORIAL
SHIP / SHORE SWITCH,
MODEL SS-15

SCALE	SIZE	DRAWING NO.	REV.
NONE	A	14532-01NC	

SHEET 4 OF 4