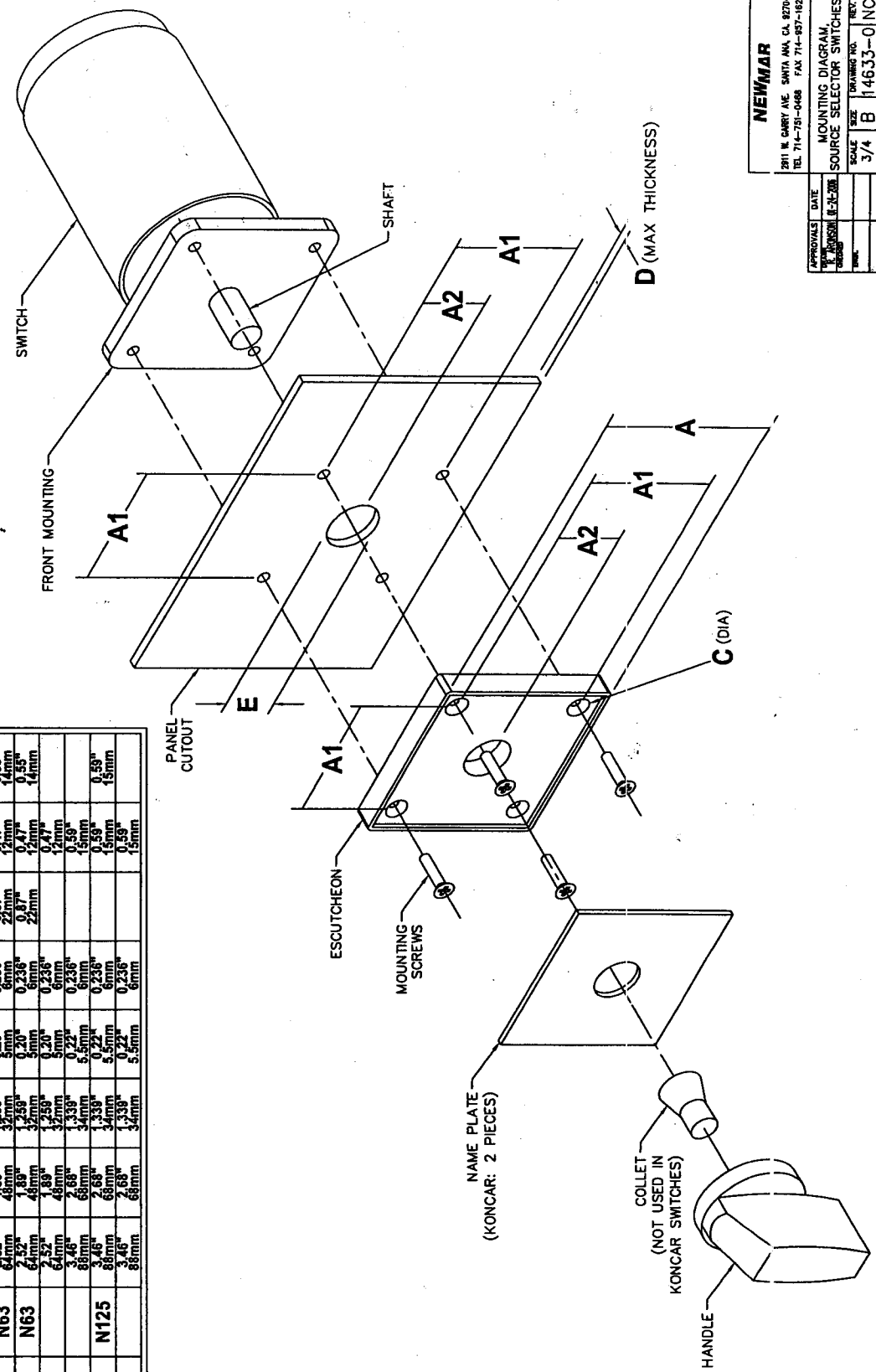


REV	DESCRIPTION	DATE	APPROVED
NC	INITIAL RELEASE	01-24-06	

AC SOURCE SELECTOR SWITCHES											
MOUNTING DIMENSIONS											
MANUFACT'S MODEL		MOUNTING DIMENSIONS									
Model	Rating	K-N	Salzer	Koncar	A	A1	A2	C	D	E	Shaft
SS 3.0	30 AMP	CA20	S225	N32	2.52"	1.89"	1.259"	0.20"	0.236"	0.71"	0.78"
SS 7.5	63 AMP	CA32	S432	N63	4.41mm	4.8mm	3.2mm	5mm	6mm	18mm	4.5mm
SS7.5 INV	63 AMP	CA32	S432	N63	2.52"	1.89"	1.259"	0.20"	0.236"	0.87"	0.95"
SS15	126 AMP	CA32	S432	N63	4.52"	4.8mm	3.2mm	5mm	6mm	22mm	4.5mm
Special	80 AMP	CA32	S440		2.42"	1.89"	1.259"	0.20"	0.236"	0.87"	0.95"
Special	100 AMP		S606		3.46"	2.68"	1.339"	0.22"	0.236"	0.71"	0.78"
Special	125 AMP		S608	N125	3.46"	2.68"	1.339"	0.22"	0.236"	0.87"	0.95"
Special	200 AMP		S612		3.46"	2.68"	1.339"	0.22"	0.236"	0.87"	0.95"

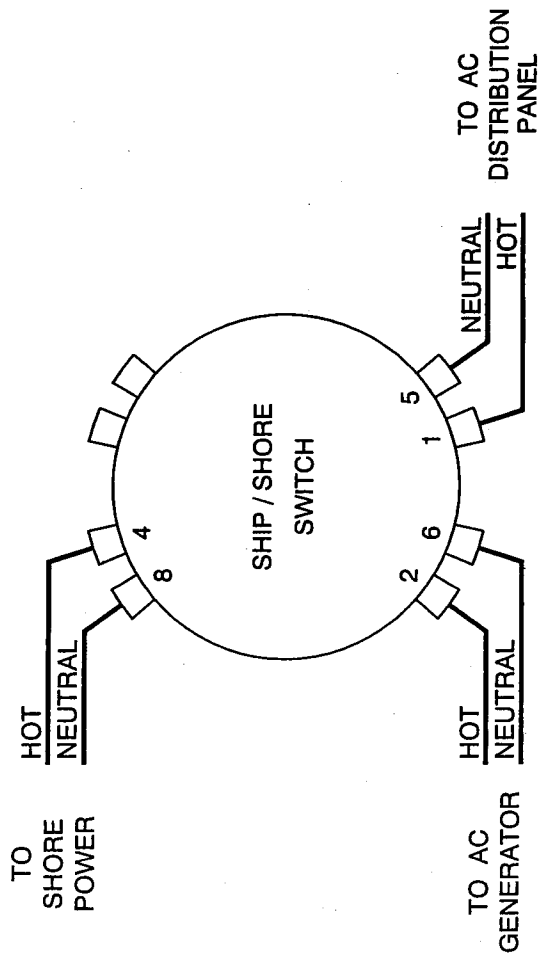


NEWMAR
 2811 N. GARY AVE. SMITH, MA, GA 32704
 TEL. 771-751-0468 FAX. 771-457-1621

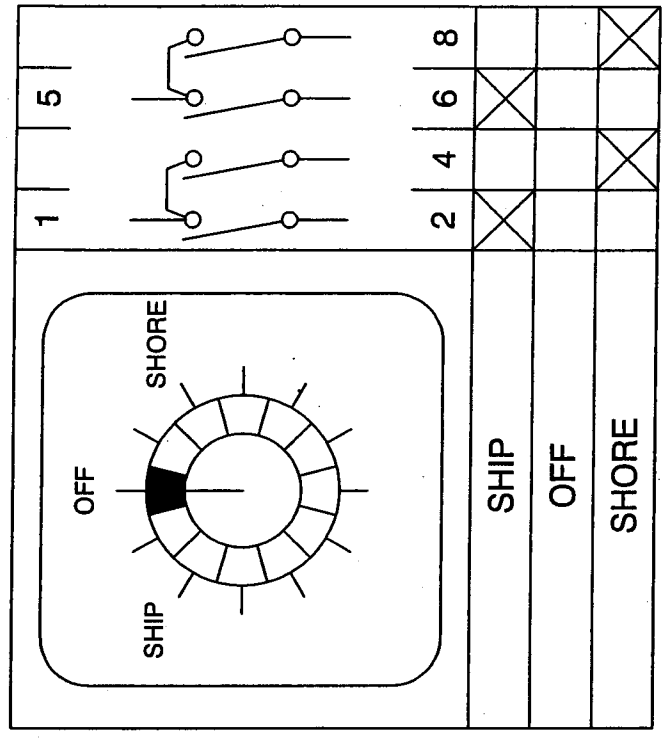
APPROVALS	DATE	DESCRIPTION

MOUNTING DIAGRAM
 SOURCE SELECTOR SWITCHES
 SCALE 1/2" = 1"
 DRAWING NO. 14633-01NC
 REV. 1
 SHEET 1 OF 1

THIS DOCUMENT AND THE INFORMATION CONTAINED THEREIN IS PROPRIETARY TO NEWMAR CORPORATION AND SHALL NOT BE USED OR DISCLOSED TO OTHERS, IN WHOLE OR IN PART, WITHOUT THE WRITTEN AUTHORIZATION OF NEWMAR CORPORATION.



WIRING DIAGRAM



CONTACT CONFIGURATION

-SHIP / SHORE SELECTOR WIRING DIAGRAM-
 MODEL SS-7.5; RATED @ 120/240 VAC, 63 AMPS, MAX
 MODEL SS-3.0; RATED @ 120/240 VAC, 30 AMPS, MAX

REV	DESCRIPTION	DATE	APPROVED
NC	INITIAL RELEASE	09-13-04	

REV	DESCRIPTION

NEWMAR
 2911 W. GARRY AVE. SANTA ANA, CA 92704
 TEL 714 761 0400 FAX 714-937-1041

APPROVALS	DATE
B. JOHNSON	09-13-2004
CHERO	
ENR	

WIRING PICTORIAL
 SHIP / SHORE SWITCHES
 MODELS SS-7.5 & SS-3.0

SCALE	SIZE	DRAWING NO.	REV.
NONE	A	14531-0	NC

SHEET 1 OF 1